

Teagle

TOMAHAWK

6000 Series Bale Processors



teagle.co.uk   

BEDDING



TOMAHAWK 6100 HyDrive

CAPACITY 1.7m³

Distance : 12m

Handler : 1.4 tonnes (min.)

Oil Flow: 40 l/minute (min.)



TOMAHAWK 6200 HyDrive

CAPACITY 2.5m³

Distance : 13.5m

Handler : 2.8 tonnes (min.)

Oil Flow: 60 l/minute (min.)



TOMAHAWK 6200 Power Drive

CAPACITY 2.5m³

Distance : 13.5m

Tractor : 2.8 tonnes (min.)

Oil Flow: 60 l/minute (min.)

FEEDING | BEDDING



TOMAHAWK 8200 | M

CAPACITY 3.2m³

Distance : 20m

Tractor : 140HP (min.)



TOMAHAWK 8200 | T

CAPACITY 3.2m³

Distance : 20m

Tractor : 60HP (min.)



TOMAHAWK 8500

CAPACITY 4.5m³

Distance : 22-25m

Tractor : 80HP (min.)

FEEDING | BEDDING | PROCESS



TOMAHAWK 8250 | M

CAPACITY 3.2m³

Distance : 20m

Tractor : 150HP (min.)



TOMAHAWK 8250 | T

CAPACITY 3.2m³

Distance : 20m

Tractor : 80HP (min.)



TOMAHAWK 8555

CAPACITY 4.5m³

Distance : 22-25m

Tractor : 80HP (min.)

FEEDING | BEDDING



TOMAHAWK 9500

CAPACITY 8.0m³

Distance : 22-25m

Tractor : 80HP (min.)



TOMAHAWK 1010

CAPACITY 10.0m³

Distance : 22-25m

Tractor : 80HP (min.)



Established in 1937, Teagle Machinery began manufacturing the Tomahawk bale processor in 1983. We remain a family business focussed on meeting the needs of our customers whether just around the corner, or in one of the 50 countries worldwide to which we regularly ship machinery. From the outset, our machinery has been designed to be simple, robust and easy to use.

We still stand by these values, with all our products being tested extensively on farms throughout the world to ensure that they perform reliably day-in day-out, under the toughest conditions. As sales of Tomahawk bale processors continue to grow, the reasons that customers return time after time to buy from Teagle are twofold:

Product Focus - We actively invest in research, design and manufacturing technology to ensure that our product range constantly evolves to remain at the cutting edge, whilst being available at a competitive price. Through our focus on feeding and bedding machinery over the last 40 years we are able to offer a machine to fulfil your needs.

Backup – After-sales support is our priority, requiring commitment to a comprehensive parts stock and effective dealer network. We dedicate part of our 27,000m² facility in Cornwall to a substantial stock of wearing and non-wearing parts to keep you up and running.

teagle.co.uk   

BENEFITS

WHY OWN A TEAGLE TOMAHAWK?

Forward thinking bale processors.



VERSITILE RANGE

Our bale processor range is designed to work seamlessly with tractors, skid steers and telehandlers, providing flexible, reliable solutions for both bedding and feeding operations.



SAVE 30% STRAW

Owners report straw savings of 25-30% compared to manual bedding, while still producing a well-structured, highly absorbent bed that supports livestock comfort and cleanliness.



2 YEAR WARRANTY

To offer our customers total piece of mind, we offer a two year extended warranty on all Teagle manufactured products.



PROCESS STRAW

Teagle bale processors are designed to efficiently process straw to suit a wide range of applications, including bedding, Total Mixed Rations (TMR) and biomass, helping to improve material handling, consistency and overall operational efficiency.



VALUE FOR MONEY

Existing Tomahawk owners have calculated an excellent return on investment when considering commodity values, tractor operating costs, hourly labour rates, improved livestock welfare and resale value.

BEDDING CLOSE TO NATURE

Reduce dust for Loose Housing

The low speed crossbeater with auto-reverse function gently teases the bale apart, minimising the amount of dust that is created.

Straw is left long to create an effective bed structure, keeping livestock comfortable.

Bedding down is straightforward so straw can easily be applied 'little and often' to keep livestock clean, whilst maximising straw savings.

Also for:

LANDSCAPING
MULCHING
POULTRY BEDDING

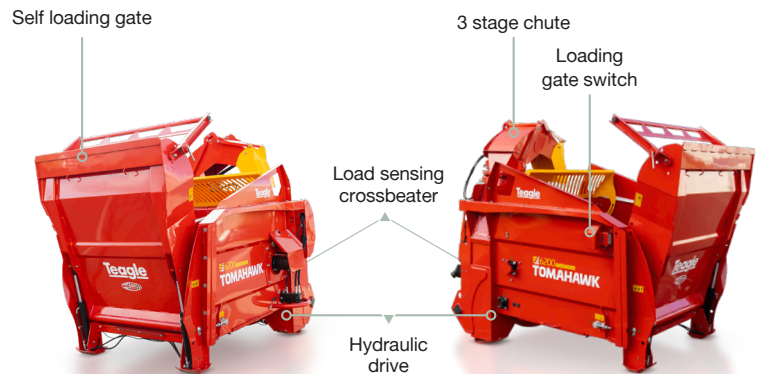


POWER WHERE IT COUNTS. Control when you need it.




The latest addition to the market-leading 6000 series, the Tomahawk 6200 Power Drive combines PTO fan power with hydraulic control.

The **Tomahawk 6200 Power Drive** can accommodate a full 4' x 4' x 8' (1.2 x 1.2 x 2.4m) rectangular bale, or a 5' (1.5m) round bale.

At 1,577 kg unladen, it suits tractors from 90 HP for efficient straw and dry hay processing.



OVERVIEW

	Drive type	Skidsteer	Compact Wheeled Loader (min 1.4t lift capacity)	Tractor Loader	Tractor Rear 3 Point Linkage	Telehandler
 6100H	Hydraulic	✓	✓	✓	✓	✓
 6200H	Hydraulic	✗	✗	✗	✓	✓
 6200P	PTO	✗	✗	✗	✓	✗

INTELLIGENT CONTROL at the touch of a button

Electrohydraulic controls carefully balance the oil flow between the Bedchain, Crossbeater and Chute Control so you can focus on the job at hand.

1 | Wireless control

A tried and tested tethered Wi-Fi control box communicates with the Tomahawk machines. A 12V supply is the only wired connection to the machine.

2 | Push button operation

Start / Pause / Stop the machine at the touch of a button. Tailgate and Chute rotation/elevation also controlled via the intuitive control desk.

3 | Load sensing

To prevent blocking, a pressure switch monitors the load on the crossbeater and automatically reverses the bedchain and crossbeater when overloaded.



4 | Start/stop crossbeater

For reliable & flexible processing, the crossbeater has priority oil flow. If you need to move between pens, or avoid water troughs, you can pause & restart the flow of straw at the touch of a button.

5 | Optimised processing

The bed and beater reverse time can be adjusted using the control box to optimise the performance with round / rectangular bales. The activation pressure for reversing is also adjustable using a thumb screw.

BEDDING

6100 HyDrive | Skid Steer / Tractor (front or rear mounted) / Compact Handler

No PTO required! Quickly mounted on a skid steer, compact handler, tractor loader or rear 3-point linkage the 6100 HyDrive is the perfect machine when space around sheds and yards is limited.

Bale Processing - Simplified



Skid Steer



Tractor Rear



Compact Wheeled Loader

6100 HyDrive | HANDLER / TRACTOR

TYPE **SPREAD STRAW**

Hydraulic drive to both fan & crossbeater.



Shown with optional hydraulic bale clamp and side extensions

Standard equipment

Electronic in-cab Wi-Fi controls | Swivel chute with 280° deg. rotation | Single crossbeater | Load sensing crossbeater | Start/stop fan

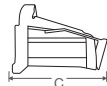
Optional equipment

Hydraulic bale clamp | Side extensions | Telehandler brackets | Skid steer bracket/plate | Tractor loader brackets
Tractor rear 3 point linkage brackets | Hydraulic oil filter

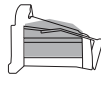


A = Overall Height (m)

B = Overall Width (m)



C = Overall Length without brackets (m)



Capacity m³



No. Bales 5' Round



No. Bales Rectangular



Power min



Capacity min



Weight without brackets

2.05	◆ 1.72 ❖ 1.80	◆ 2.43 ❖ 2.69	1.70	1	1.2 x 1.2 x 1.3 (half)	70	1.4t	◆ 777 ❖ 858
------	---------------	---------------	------	---	------------------------	----	------	-------------

◆ = standard machine ❖ = with bale clamp fitted

Handler / Tractor requirements (minimum)

Oil Flow (min) ◆ 40 l/min ❖ 50 l/min

Oil Flow (max) ◆ 75 l/min ❖ 75 l/min*

Oil Pressure (min) ◆ ❖ 160 bar

Oil Pressure (max) ◆ ❖ 210 bar**

* Oil flow at headstock. ** The hydraulic system requires a single acting valve with an unrestricted return. Maximum return line pressure: 20 bar (290psi).

Electrical / Hydraulic

Electrical - In-cab Wi-Fi control box has a cigarette lighter connection. A cable is supplied to connect to the 6100 HyDrive direct to the vehicle battery.

Hydraulic - A 3/4" freeflow return is advised to optimise performance for high output users.

OPTIONS




Bale clamp

Hydraulic lift/lower via in-cab tethered Wifi control box.



Side Extensions

For extra capacity from the same compact bale processor.



Tractor Bracket

Is available to fit Category II and III linkages.



Telehandler / Skid Steer Bracket

Are available for most Skid Steer, Telehandler and Pivot Steer models.

BEDDING

6200 HyDrive | Handler / Tractor

Access all areas with the handler mounted Tomahawk 6200 HyDrive. Front mounting offers unsurpassed visibility of the livestock when bedding down.

No PTO required! Quickly hitch up and connect hydraulic and electric supplies. The three-point tractor bracket allows the machine to be mounted either in front or behind the tractor.

Bale Processing - Simplified



Tractor Rear



Scan for VIDEO

6200 HyDrive | HANDLER / TRACTOR

TYPE **SPREAD STRAW**

Hydraulic drive powered to both fan & crossbeater.



Standard equipment

Electronic in-cab Wi-Fi controls | Swivel chute with 280° deg. rotation | Single crossbeater | Hydraulic loading gate
Load sensing crossbeater | Start/stop fan

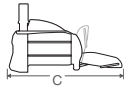
Optional equipment

Hydraulic filter | LED road lighting kit | Blade kit | Ski-jump chute | Remote tailgate switch | Flow divider



A = Overall Height (m)

B = Overall Width (m)



C = Overall Length Tailgate up (m)

Tailgate down (m)



Capacity m³



No. Bales 5' Round



No. Bales 8' Rectangular



Power min HP



Capacity min



Weight without brackets Kg

2.35	1.69	2.70	4.00	2.5	1	1 (4'x3') 1 (4'x4')	80	2.8t	1,510
------	------	------	------	-----	---	---------------------	----	------	-------

Handler / Tractor requirements (minimum)

Oil Flow (min)	60 l/min (13.3 gal/min)	Oil Flow (max)	120 l/min (26.6 gal/min)*
Oil Pressure (min)	160 bar (2320 psi)	Oil Pressure (max)	270 bar (3915psi)**

* Oil flow at headstock or back of tractor. **The hydraulic system requires a single acting valve with an unrestricted return. Maximum return line pressure: 20 bar (290psi).

Electrical / Hydraulic

Electrical - In-cab Wi-Fi control box has a cigarette lighter connection. A cable is supplied to connect to the 6200 HyDrive direct to the vehicle battery.

Hydraulic - A 3/4" freeflow return is advised to optimise performance for high output users.

OPTIONS




Ski Jump Chute

Hydraulically controlled and requires an auxiliary service. Designed for bedding pig arcs and mulching beneath fruit trees.



Loading Gate Switch

Control the loading gate and bed chain from the ground when loading with the remote loading gate switch.



Blades or hooks

Hooks are fitted to the crossbeater as standard to minimise dust. Blades (shown above) available as an option for difficult materials.



Road Lighting Kit

Essential for highway use, the rear markers ensure that you operate safely when travelling on the road.

Other Options

- In-Line High Pressure Filter** prevents contamination damaging the valve equipment.
- Hydraulic Flow Divider** required for Hyd oil flows over 120 l/min (26.6 gal/min) / 270 bar (3915psi) @ 80°C (176°F).

BEDDING

6200 Power Drive | Tractor

Perfectly suited to your tractor! Combine the Power of PTO fan drive, with the convenience of our latest hydraulic drive and control system for processing straw and dry hay bales.

Bale Processing - Simplified



Tractor Rear



PTO Driven

6200 Power Drive | TRACTOR

TYPE **SPREAD STRAW**

PTO drive fan for maximum blowing performance + hydraulic drive crossbeater for precise control.



Standard equipment

Electronic in-cab Wi-Fi controls | Swivel chute with 280° deg. rotation | Single crossbeater | Load sensing crossbeater | Shearbolt PTO

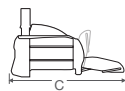
Optional equipment

Hydraulic filter | LED road lighting kit | Blade kit | 3-stage chute | Remote tailgate switch | Flow divider



A = Overall Height (m)

B = Overall Width (m)



C = Overall Length Tailgate up (m) Tailgate down (m)



Capacity m³



No. Bales 'Round



No. Bales 8' Rectangular




Power min HP



Weight (Kg)

2.35	1.69	2.92	4.02	2.5	1,5'	1 (1x4') 1 (4x8')	90	1,577
------	------	------	------	-----	------	-------------------	----	-------



Electrical


In-cab Wi-Fi control box has a cigarette lighter connection. A cable is supplied to connect to the 6200 Power Drive direct to the vehicle battery.

STANDARD



3-stage Chute

For accurate placement of processed bales, the machine is fitted with a 3 stage chute, with Hardox wearing surfaces.



Blades or hooks

Blades (shown above) are fitted as standard. Hooks are available as an option to minimise dust.

OPTIONS



Loading Gate Switch

Control the loading gate and bed chain from the ground when loading with the remote loading gate switch.



Road Lighting Kit

Essential for highway use, the rear markers ensure that you operate safely when travelling on the road.

Other - **In-Line High Pressure Filter** prevents contamination damaging the valve equipment.

customer REVIEW



TELEHAWK T2
(NOW KNOWN AS THE 6200 HyDrive)

**31% STRAW SAVING
+ A MORE ABSORBENT BED!**



SPREAD STRAW

UP TO 13.5M IN BEDDING AREAS

BALE CAPACITY

1 X ROUND / 1 X RECTANGULAR


James Martin of Stonehall Farm, Sussex, purchased the Telehawk T2 after a successful demo.

"We used to bed our 160 suckler cows by hand, rolling out bales manually, which was very time-consuming. After trying the Teagle Telehawk T2, we quickly saw the benefits. We tested it on a barn that normally required four bales but was nearly covered after just two, showing us, we would save significantly on straw."

James also highlights the machine's efficiency: "The 280° swivel chute allows us to spread straw evenly while moving through the yard. The way the Telehawk teases apart the bales creates a more absorbent bed, leading to better manure consistency. The load-sensing mode prevents even the most challenging bales from jamming and keeps the straw flowing smoothly." He adds, "The Wifi controls are extremely convenient, staying in the telehandler cab all winter for easy access - one less thing to plug in and out."

James concludes,

"Thanks to the Telehawk, we've reduced our straw usage from 65 bales a week to just 45. I highly recommend giving this machine a try—it never left our farm after the demo."



Scan for
VIDEO

PAINT LINE investment



State of the art automated Primer Powder Booth

As part of our commitment to improving product quality, we have invested heavily into an ALL-NEW DOUBLE POWDER COAT PAINT LINE facility which became operational at the start of 2023. Housed in a new purpose built 1,900m² building, our new paint line replaces our previous single powder coat line and delivers market leading paint quality. The new system features state of the art automation through the following processes:

- 1 **Shot blasting**
- 2 **Primer Powder Application**
- 3 **Green Cure Oven**
- 4 **Top Coat Powder Application**
- 5 **Final Cure Oven**
- 6 **Quality Inspection**

The full powder recovery system cleans and recycles unused powder resulting in zero waste.

To improve paint adhesion, we have also invested further in our prepaint


processes, with parts cleaned and processed through a finishing machine, removing sharp edges and reducing the risk of paint failure on edges.

The result is a rounded edge, benefiting from two applications of powder coat paint which offers much greater protection from corrosion and chemical attack.

Our in-house quality control includes 1,000 hours of salt spray testing on sample parts to replicate a 10 year operating life.



Watch the video



Automated Shotblaster



Top Coat Powder Application



Right: Cross section of paint layers

Quality Control Inspection

SPECIFICATIONS



	6100H	6200H	6200P	8200 M	8200 T	8250 M
Chute	Swivel	Swivel	Swivel	Swivel	Swivel	Swivel
Dual Chop	No	No	No	No	No	Yes
Silage	No	No	No	Yes	Yes	No
Straw	Spread	Spread	Spread	Spread	Spread	Chop/Spread
Crossbeaters	1	1	1	1	1	1
Capacity (m3)	1.7	2.5	2.5	3.2	3.2	3.2
No. of 5' round bales	1	1	1	2	2	2
No. of 8' rect' bales (4'x 2'6"/ 4'x4')	0.5	1	1	1	1	1
Bale chamber (tailgate down) W x H x L	1.27 x 0.8 x 1.24	1.43 x 1.20 x 2.90m	1.43 x 1.20 x 2.90m	1.43 x 1.35 x 3.00m		
Blow distance (max.)	12m	13.5m	20m	20m	20m	20m
Min. tractor PTO HP	70HP	90HP	90HP	140HP	60HP	150HP
Overall width (chute closed)	◆ 1.72 ◆ 1.80m	1.69m	1.69m	1.87m	2.03m	1.87m
Overall length (tailgate up)	2.43m	2.70m	2.92m	3.02m	4.12m	3.02m
Overall length (tailgate/bale clamp down)	2.69m	4.0m	4.02m	4.88m	5.98m	4.88m
Overall height (chute closed)	2.05m	2.35m	2.35m	2.43m	2.57m	2.43m
Unladen weight	◆ 777 ◆ 858kg	1510kg	1577kg	2022kg	2213kg	2166kg
Tyre size	N/A	N/A	N/A	N/A	10.00/75-15.3	N/A
Oil flow rate (min/max) (l/min)	40 - 75	60 - 120	35 - 60	35 - 60	35 - 60	35 - 60

◆ = standard machine ◆ = with bale clamp fitted ***Not usable for round bale silage unless chopped.

Standard/Optional Equipment	6100H	6200H	6200P	8200M	8200T	8250M
Side discharge chute	N/A	N/A	N/A	N/A	N/A	N/A
Hydro shield	N/A	N/A	N/A	□	□	□
Tailgate Extension	N/A	N/A	N/A	N/A	N/A	N/A
In-Line High Pressure Filter	N/A	□	□	□	□	□
Clevis Drawbar & Jack	N/A	N/A	N/A	N/A	□	N/A
Wide Angle PTO	N/A	N/A	N/A	N/A	□	N/A
Swivel Chute Extension	N/A	N/A	N/A	□	□	□
Auto Chain Lubrication	N/A	N/A	N/A	□	□	■
Ski-Jump Chute	N/A	□	□	□	□	□
SYNCHRO Control	N/A	N/A	N/A	■	■	■

Key: □ Optional Equipment ■ Standard Specification N/A Not Available

SPECIFICATIONS



8250 T	8500 SC	8555 SC	9500	9500 SC	1010	1010 SC
Swivel	Swivel	Swivel	Side	Swivel	Side	Swivel
Yes	No	Yes	No	No	No	No
No	Yes	Yes	Yes***	Yes***	Yes***	Yes***
Chop/Spread	Yes	Yes	Yes	Yes	Yes	Yes
1	1	1	2	2	2	2
3.2	4.5	4.5	8	8	10	10
2	2	2	3	3	3***	3***
1	1	1	2	2	4	4
1.43 x 1.35 x 3.00m	1.70 x 1.25 x 2.98m		1.70 x 1.55 x 4.00m		1.70 x 1.58 x 5.70m	
20m	22m	22m	25m	22m	25m	22m
80HP	80HP	80HP	80HP	80HP	80HP	80HP
2.03m	2.16m	2.16m	2.49m	2.21m	2.42m	2.42m
4.12m	4.14m	4.14m	5.2m	5.2m	6.17m	6.17m
5.98m	5.38m	5.38m	6.33m	6.33m	7.96m	7.96m
2.57m	2.77m	2.77m	2.9m	2.9m	2.93m	2.93m
2357kg	2080kg	2415kg	3007kg	3017kg	3580kg	3590kg
10.00/75-15.3	12.50/80-15.3		305/55 R22		385/55 R22.5	
35 - 60	35 - 60	35 - 60	35 - 60	35 - 60	35 - 60	35 - 60

8250T	8500 SC	8555 SC	9500	9500 SC	1010	1010 SC
N/A	N/A	N/A	■	N/A	■	N/A
□	□	□	□	□	□	□
N/A	□	□	□	□	■	■
□	□	□	□	□	■	■
□	□	□	□	□	□	□
□	□	□	□	□	□	□
□	□	□	□	□	□	□
■	□	■	□	□	□	□
□	□	□	N/A	□	N/A	□
■	N/A	N/A	N/A	N/A	N/A	N/A

The company's policy is one of continuous improvement and development, therefore specifications are subject to change without prior notice.

Teagle

With over **85 years** experience in designing and manufacturing of agricultural machinery you can be confident when you choose Teagle.

Contact us today to discuss your individual requirements.

CALL OUR SALES OFFICE
01872 560592



AREA MANAGER - SOUTH WEST

Mike Sanders 07970 836705
mike.sanders@teagle.co.uk

AREA MANAGER - SOUTH EAST

Chris White 07970 136614
chris.white@teagle.co.uk

AREA MANAGER - WEST

Steve Offland 07970 462240
steve.offland@teagle.co.uk

AREA MANAGER - NORTH

Gary Eastham 07866 532666
gary.eastham@teagle.co.uk

AREA MANAGER - SCOTLAND

Duncan Hood 07970 136616
duncan.hood@teagle.co.uk

AREA MANAGER - IRELAND AND NI

Frank Byrne +353 (0)871 948404
frank.byrne@teagle.ie



Tomahawk 505M



Tomahawk 505FSM



Tomahawk C120

View our full range at teagle.co.uk

Teagle Machinery Ltd Blackwater, Truro, Cornwall TR4 8HQ

sales@teagle.co.uk www.teagle.co.uk Tel: +44 (0)1872 560592 teagle.co.uk

TOM60004BOBFUK